

Model 0750

Three-Way or Two-Way (Water Saver) Thermostatic Valve



Three-Way

0750	3/4" NPT
0750D1	3/4" NPT Low Flow
0750J12	3/4" SAE O-Ring
0750J12D1	3/4" SAE O-Ring Low Flow
0752	1/2" NPT
0752D1	1/2" NPT Low Flow

Two-Way (Water Saver)

0750JW	3/4" NPT
0750JWJ12	3/4" SAE O-Ring
0752JW	1/2" NPT

Fluid Power Energy (FPE) Thermostatic Valves utilize the principle of expanding wax, which in the semi-liquid state undergoes large expansion rates within a relatively narrow temperature range. The self-contained element activates a stainless steel sleeve, which directs flow. All FPE Thermostatic Valves are factory set at predetermined temperatures: no further adjustments are necessary. A wide range of temperatures are available for water and oil temperature control applications.

When used in a diverting application, on start-up the total fluid flow is routed back to the main system in the three-way valve or blocked by a sleeve in the two-way version. As fluid temperature rises to the control range, some fluid is diverted to the cooling system in the three-way valve or to drain in the two-way version. As fluid temperature continues to increase, more flow is diverted. When the thermostat is in a fully stroked condition, all fluid flow is directed to the cooling system in the three-way valve or to drain in the two-way version. FPE Thermostatic Valves may also be used in a mixing application.

In a mixing application, hot fluid enters the "B" port and colder fluid enters the "C" port. The flows mix and the thermostat adjusts to reach the desired temperature, exiting the "A" port.

FPE Thermostatic Valve Housings are made from cast aluminum or cast bronze, with other materials available.

Optional 0750 features: Plated elements and Viton® or Neoprene seals. Other options available upon request.

Features

Wide Range of Temperatures

Mountable Housing

Heavy Duty

Self-Contained

Replaceable Element Without Breaking Connections

Non-Adjustable

Rugged Construction

Tamper-Proof

Operate In Any Position

Compact



FLUID POWER ENERGY, INC.

W229 N591 Foster Court • Waukesha, WI 53186

262 • 548 • 6220 Fax 262 • 548 • 6239

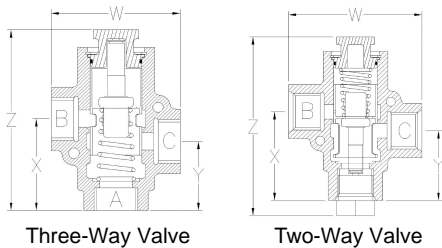
www.fpevalves.com



Model 0750

MODEL NUMBER	BODY MATERIAL (*)	NOMINAL PIPE SIZE	PRINCIPAL DIMENSIONS (UNITS in. & (mm))				MAX WIDTH IN THE OTHER PLANE	FLANGE DRILLING			NO. OF ELEMENTS	APPROX. SHIPPING WEIGHT	NOTES OR NUMBERED ENDNOTES
			"X"	"Y"	"W"	"Z"		NO. OF HOLES	DIA. OF HOLES	BOLT CIRCLE			
*0750	AL, B	3/4" NPT	2 3/8 (60.33)	1 13/16 (46.04)	3 1/4 (82.55)	4 9/16 (115.89)	2 1/8 (53.98)	N/A	N/A	N/A	1	AL=1.5# B=4.5#	3-Way Valve
*0750D1	AL, B	3/4" NPT Low flow	2 3/8 (60.33)	1 13/16 (46.04)	3 1/4 (82.55)	4 9/16 (115.89)	2 1/8 (53.98)	N/A	N/A	N/A	1	AL=1.5# B=4.5#	3-Way Valve
*0750J12	AL, B	SAE 12 3/4"	2 3/8 (60.33)	1 13/16 (46.04)	4 (101.60)	4 15/16 (125.41)	2 1/8 (53.98)	N/A	N/A	N/A	1	AL=1.5# B=4.5#	3-Way Valve
*0750J12D1	AL, B	3/4" SAE 12 Low flow	2 3/8 (60.33)	1 13/16 (46.04)	4 (101.60)	4 15/16 (125.41)	2 1/8 (53.98)	N/A	N/A	N/A	1	AL=1.5# B=4.5#	3-Way Valve
*0752	AL, B	1/2" NPT	2 3/8 (60.33)	1 13/16 (46.04)	3 1/4 (82.55)	4 9/16 (115.89)	2 1/8 (53.98)	N/A	N/A	N/A	1	AL=1.5# B=4.5#	3-Way Valve
*0752D1	AL, B	1/2" NPT Low flow	2 3/8 (60.33)	1 13/16 (46.04)	4 (101.60)	4 15/16 (125.41)	2 1/8 (53.98)	N/A	N/A	N/A	1	AL=1.5# B=4.5#	3-Way Valve
*0750JW	AL, B	3/4" NPT	2 3/8 (60.33)	1 13/16 (46.04)	3 1/4 (82.55)	5 3/8 (136.53)	2 1/8 (53.98)	N/A	N/A	N/A	1	AL=1.5# B=4.5#	2-Way Valve
*0750JWJ12	AL, B	SAE 12 3/4"	2 3/8 (60.33)	1 13/16 (46.04)	4 (101.60)	5 3/8 (136.53)	2 1/8 (53.98)	N/A	N/A	N/A	1	AL=1.5# B=4.5#	2-Way Valve
*0752JW	AL, B	1/2" NPT	2 3/8 (60.33)	1 13/16 (46.04)	3 1/4 (82.55)	5 3/8 (136.53)	2 1/8 (53.98)	N/A	N/A	N/A	1	AL=1.5# B=4.5#	2-Way Valve

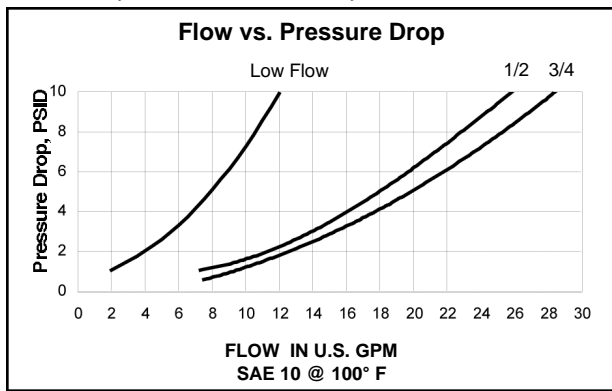
* (Replace * with body material type; AL=Aluminum, B=Bronze)



PRESSURE RATINGS	
MATERIAL	PSI
AL, B	150

Note: Two-way water-saver valves must have weep hole

For port sizes not shown consult factory



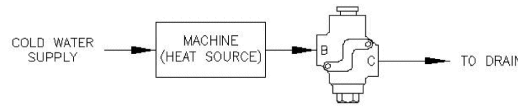
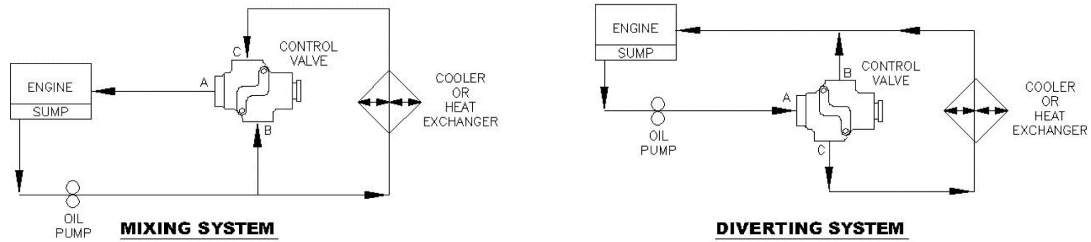
Recommended Pressure Drop is 2 to 7 PSI

PART #	DESCRIPTION
*0750-1	VALVE BODY (*See table for material)
0750-3	CAP
0750-4	SPRING
0750**-6	O-RING (Standard material is Buna-N)
0750-7	SNAP RING
0750-9	SLEEVE (Specify weep hole or low flow)
0760-Temp	THERMOSTAT (Temp to follow dash)
0750-10	PLUG (2-way valve only)

FPE Model 0700* Replacement Kit (Includes the following:)	
0750-4	SPRING
0750**-6	O-RING (Standard material is Buna-N)
0760-Temp	THERMOSTAT (Temp to follow dash)

(For Viton® (V) or Neoprene (E) O-Ring material, replace ** with V or E)
Viton® is a registered trademark of Dupont Dow Elastomers

APPLICATION CHARTS



TYPICAL "WATER SAVER" SYSTEM

To Order

Specify Model Number, nominal temperature desired, and housing material. For Model coding information, visit our website or consult your factory representative.



FLUID POWER ENERGY, INC.

W229 N591 Foster Court • Waukesha, WI 53186

262•548•6220 Fax 262•548•6239

www.fpevalves.com