

CP32 Series

Regulators - Pressure Reducing

DCP321949X012

Specifications

For other materials or modifications, please consult TESCOM.

OPERATING PARAMETERS

Pressure rating per criteria of ANSI/ASME B31.3

Maximum Inlet Pressure

3000 psig / 207 bar

Maximum Outlet Pressure Range

0-500 psig / 0-34.5 bar

Design Proof Pressure

150% maximum rated

Leakage

Bubble-tight

Operating Temperature*

-15°F to 140°F / -26°C to 60°C

Flow Capacity

$C_v = 1.0$

MEDIA CONTACT MATERIALS

Body

316 Stainless Steel, Brass

Seat and Seal

CTFE, Teflon®

O-Rings

Buna-N, Viton®

Retainer, Seat

Nitronic 60 or Brass

Spring

316 Stainless Steel

Diaphragm

316 Stainless Steel

Remaining Parts

316 Stainless Steel, Brass

OTHER

Cleaning

CGA 4.1 and ASTM G93

Weight

3.5 lbs / 1.6 kg

*For extended temperatures from -40°F to 400°F / -40°C to 204°C, consult Tescom.

Viton® and Teflon® are registered trademarks of E.I. du Pont de Nemours and Company.



TESCOM CP3200 Series self-contained pilot-operated high flow, high pressure, dome loaded regulator is designed for gas flows up to 1200 SCFM / 34,000 SLPM.

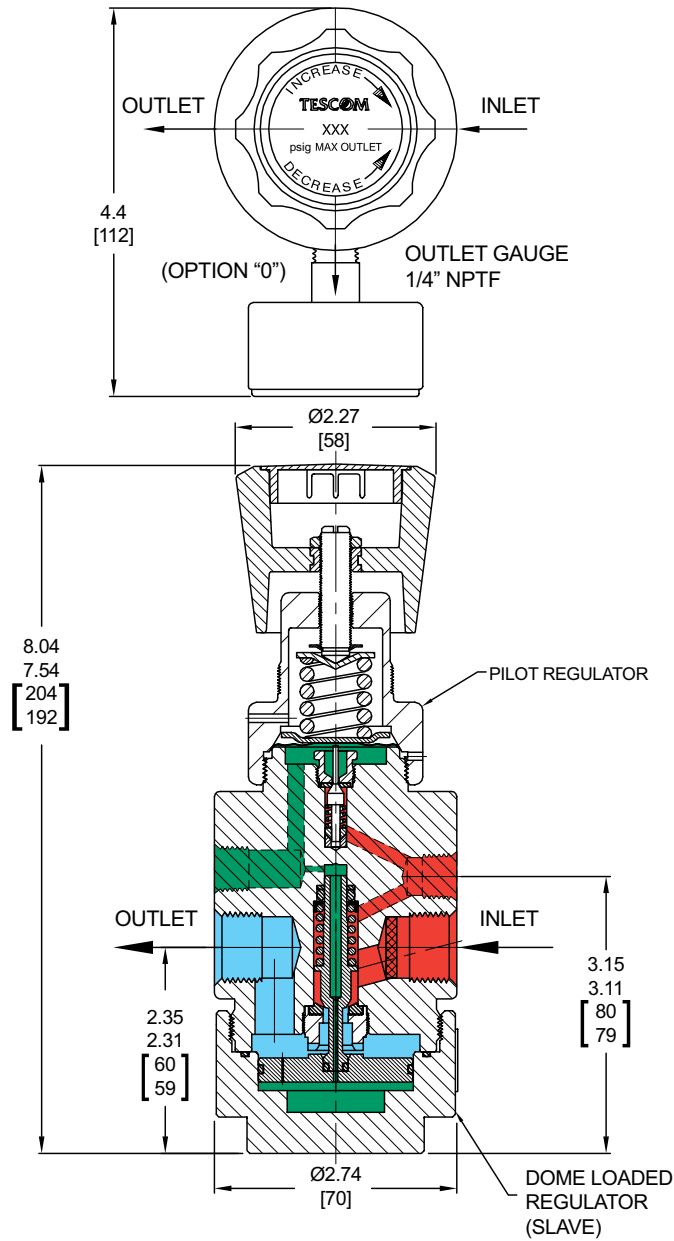
Applications

- Laser assist and resonator gases
- Tank purging

Features and Benefits

- High flow or low outlet pressures
- Balanced main valve design minimizes supply pressure effect
- Pilot operation provides fast low-torque pressure settings
- Large piston sensor provides excellent sensitivity
- Can be mounted in any position
- Low pressure droop

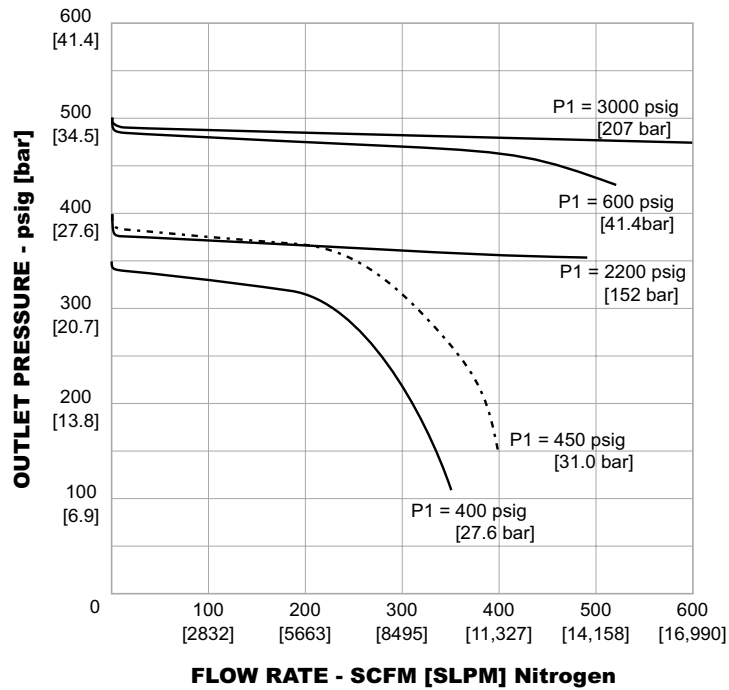
CP32 Series Regulator Drawing



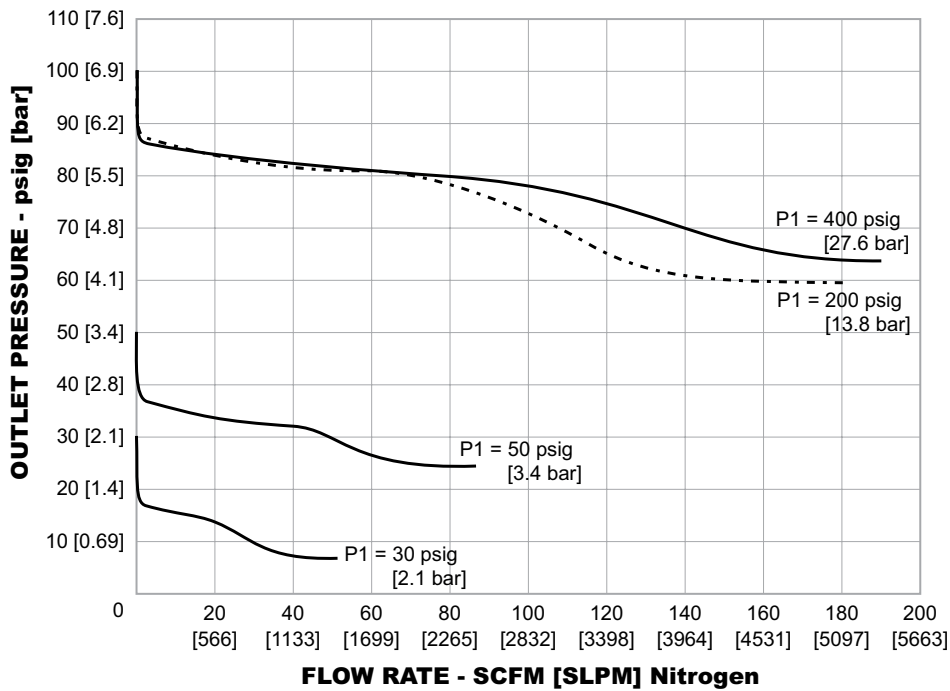
All dimensions are reference and nominal
Metric [millimeter] equivalents are in brackets

CP32 Series Regulator Flow Charts

For more information on how to read flow curves, please refer to the Flow Curves and Calculations document (debul2007x012) in the TESCOM catalog or on www.tescom.com.



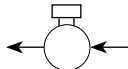
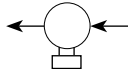
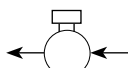
**CP3200 - Lower P1 pressures
(CP3214022080-001)**



CP32 Series Regulator Part Number Selector

Repair Kits, Accessories & Modifications may be available for this product. Please contact TESCOM for more information.

Example for selecting a part number:

CP32	1	4	0	2	2	08	0
BASIC SERIES	BODY MATERIAL	OUTLET PRESSURE	SEAT AND SEAL MATERIAL	O-RING MATERIAL	INLET AND OUTLET PORT TYPE	INLET AND OUTLET PORT SIZE	GAUGE OPTIONS (bottom view)
CP32	1 – Brass 6 – 316 Stainless Steel	2 - 0-100 psig 0-6.9 bar 3 - 0-250 psig 0-17.2 bar 4 – 0-500 psig 0-34.5 bar	0 – CTFE, Teflon®	0 – Buna-N 2 – Viton®	2 – NPTF	08 – 1/2"	0 – Outlet Gauge at 90° 0-1000 psig 0-69.0 bar 1 – Outlet Gauge at 90° 0-500 psig 0-34.5 bar  2 – Outlet Gauge at 270° 0-160 psig 0-11.0 bar  3 – Outlet Gauge at 90° 0-300 psig 0-20.7 bar 



WARNING! Do not attempt to select, install, use or maintain this product until you have read and fully understood the *TESCOM Safety, Installation and Operation Precautions*.

DCP321949X012 © 2012 Emerson Process Management Regulator Technologies, Inc. All rights reserved. 05/2012.
 Tescom, Emerson Process Management, and the Emerson Process Management design are marks of one of the Emerson Process Management group of companies. All other marks are the property of their respective owners.