


1300 Series

The 1300 Series injectors are designed to utilize the motion of the walking beam of a pumping unit and inject small amounts of chemicals per day (less than a pint to a few quarts with injection pressures up to 1500 lbs). This injector may be double headed with different size plungers.





3800 Series

The design for the 3800 Series is probably the oldest pneumatically (air or gas) driven injector. It can be double headed with different or same size plungers in order to handle different chemicals at different rates and pressures.

4400 Series

Our 4400 Series is an electric driven injector that can utilize any of the four plunger sizes or three gear ratios with a single head or up to eight heads for a combination of pressure and volume requirements. The volume pumped can be changed with a simple turn of a micrometer knob from 0-100% of capacity. Available in corrosion resistant trim.






4500 Series

The Flomore 4500 Series injector features $\frac{3}{4}$ " and 1" plungers, and can be dual headed. These electric driven injectors can handle pressures up to 300 lbs. with volumes up to 1300 GPD. Plunger material is 17-8 with Armaloy surface or ceramic coated.


5020 Series

The 5020 Series model is one of two diaphragm, gas driven injectors we offer. This injector is typically used to inject methanol in larger quantities and higher pressures (up to 20,000psi) at the christmas tree and at lower pressures in gas processing and pipeline applications. Also used to deliver corrosion inhibitor where needed.





5200 Series

The 5200 Series injector is our other diaphragm, gas driven, plunger pump. It is designed to handle less volume and lower pressures (up to 6,000 lbs). This injector has the least amount of moving parts of any other comparable pump. Stainless steel, o'ring type, bottom and upper seating arrangements are offered as well as metal-to-metal seats.



6200 Series

The 6200 Series pump consists of a series of basic pump options all developed from a modular power unit. All units are pneumatically driven, positive displacement, single or double acting, reciprocation pumps.




MPC Series

The MPC Series injector is a double acting chemical injector that may be configured for vertical or horizontal usage. This injector can be either single or double headed with a variety of head metallurgy, packing and o'rings.

Solar Series


The Solar Series injector is Flomore's first solar powered injector. It comes complete with a 2' x 4' solar panel which charges the battery and together they power our motor driven injector.



FLOMORE VALVES


Line Checks

Inline Check Valves are available in brass, 303, 304, or 321 stainless steel, and inconel. Several types of seating material are available including, buna N, Viton, Aflas, Kalrez or metal-to-metal. Pressures up to 15,000 psi. Multiple sizes are also available.



Atomizing Nozzles

The stainless steel atomizing nozzle does a great job of putting the methanol or scale inhibitor into the gas stream as a mist, which is the most effective and least costly method of delivering the product into the flow.



Swing Checks

The Flomore ductile and steel threaded end swing check valves meet MR-01-77 NACE standards. The standard seal material is buna N (180° F). We can also trim with Flomore's "Coldseal" to -50° F and to 400° F with Viton. Standard clapper material is carbon steel and we also offer 17-4 stainless steel. Pressure range is from 300-5,000 psi WOG.

Ball Checks

The Flomore ductile iron, carbon steel, and stainless steel ball checks can be trimmed with a Viton seat seal assembly for elevated temperatures and chemical resistance. Standard trim is stainless steel ball, buna N seal with stainless support member. Available in 1/2", 3/4", 1" and 2" sizes and pressures of up to 2000 pounds in ductile and up to 5000 pounds in WBC Carbon Steel.



Carbon Steel Swing Checks

Flomore Products has added Investment Cast Carbon Steel Swing Checks to our product line. These valves have threaded ends, material specification ASTM A-216 WBC Carbon Steel available in working pressures from 720 to 5,000 pounds in 1" and 2" sizes. Buna-N seals are standard (180 degrees F. Max) Optional Viton seals available (400 degrees F Max). Standard Clappers are ASTM A-216 WCB with 316 SS clippers optional.

Manufacturer of the #1 rated

FLOMORE products

Since 1964, Richart has been a vital source of quality products, supplying them to the industry by utilizing the distribution networks of the supply industry.

*With an eye to the future and a commitment to excellence, we proudly introduce our own ***FLOMORE*** product line.*

*Be assured we are using **AMERICAN** workers, **AMERICAN** foundries, and competing in the world market with **AMERICAN MADE** products.*

***AMERICAN** jobs and families are important to us. We hope they are to you too.*

Corporate Office

Richart Distributors, Incorporated
3415 South I-35 Service Road,
Oklahoma City, OK 73129
405-843-5654 Fax: 405-619-3007
Toll Free 1-866-843-5654
www.flomore.com

Rex Haymaker - Executive Vice President Cell
Phone: 405-206-4807
Rex.Haymaker@flomore.com

Sold and Serviced By:



11141 15 Street NE, Calgary, AB, T3K 0Z5, Canada
Phone: 403-253-8320
Email: info@zimco.ca
Website: www.zimco.ca