



# G-Chem™

Electric Operated Pumps and Systems for Chemical Injection



PROVEN QUALITY. LEADING TECHNOLOGY.

# G-Chem™ DC and AC Operated Pumps and Systems

The G-Chem series pumps are ideal for chemical injection applications. Built from the same quality standards as current Graco chemical injection pumps, the G-Chem pump has the lowest out-of-pocket cost of Graco electric chemical injection pumps, is easy to operate and far exceed the performance of similar pumps of its class. The DC operated pumps are also offered in solar system packages that come with a 100 watt solar panel and the new Harrier® EZ controller as the standard product offering.

## Ease of serviceability

- Easy access to the pump plunger and packings
- Plunger packings can be replaced in 10 minutes or less
- Three defined stroke adjustment positions

## Harrier EZ timer

- Preset built-in low voltage disconnect
- Voltage reading and display
- Prime mode
- Built-in On/Off switch

## Robust and simple design

- Adjustable fluid packing lasts longer than non-adjustable seals
- G-Chem pumps are offered with Chromex™ coated plungers
- SST fluid section/wetted parts
- Proprietary poppet style check valve prevents valve from sticking
- Same high quality drive train used on other Graco chemical injection pumps



## Ordering Information

G-Chem™ DC and AC Series Pumps			
Seals / Plunger Size	1/4"	3/8"	1/2"
G-Chem Pump, 12 VDC, 1/6 hp, Simplex			
FKM	A23101	A23102	A23103
HNBR	A23107	A23108	A23109
G-Chem Pump, 12 VDC, 1/6 hp, Duplex			
FKM	A23151	A23152	A23153
HNBR	A23157	A23158	A23159
G-Chem Pump, 115 VAC, 1/6 hp, Simplex			
FKM	A23501	A23502	A23503
HNBR	A23507	A23508	A23509
G-Chem Pump, 115 VAC, 1/6 hp, Duplex			
FKM	A23551	A23552	A23553
HNBR	A23557	A23558	A23559

G-Chem™ Solar Systems			
Seals / Plunger Size	1/4"	3/8"	1/2"
G-Chem System, Simplex, 12 VDC, Harrier EZ, 100W Panel, Plastic Box			
FKM	B17501	B17502	B17503
HNBR	B17504	B17505	B17506
G-Chem System, Duplex, 12 VDC, Harrier EZ, 100W Panel, Plastic Box			
FKM	B17551	B17552	B17553
HNBR	B17554	B17555	B17556
G-Chem System, Simplex, 12 VDC, Harrier EZ, 100W Panel, Metal Box			
FKM	B17601	B17602	B17603
HNBR	B17604	B17605	B17606
G-Chem System, Duplex, 12 VDC, Harrier EZ, 100W Panel, Metal Box			
FKM	B17651	B17652	B17653
HNBR	B17654	B17655	B17656

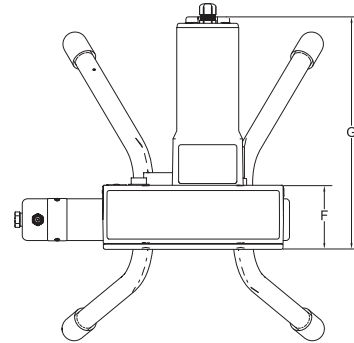
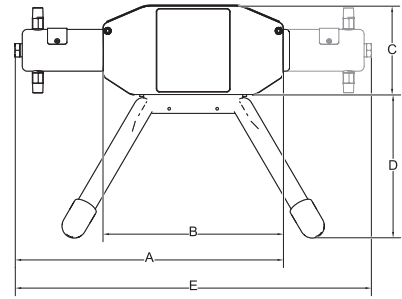


Harrier EZ comes standard with G-Chem Solar System

# Technical Data

G-Chem Chemical Injection Pump		
	US	Metric
Maximum fluid working pressure	Varies by model.	
<b>Input Voltage</b>		
CI-12x-xx-x	12 VDC	
CI-1AE-xx-x	115 VAC	
<b>Maximum Input Current</b>		
CI-12x-xx-x	12 A max @ 12 VDC	
CI-1AE-xx-x	2.0 A @ 110 VAC Single Phase	
Power Connection	See Manual for Electrical Connections	
Environmental temperature range, ordinary location	-40°– 131°F	-40°– 55°C
<b>Noise (dBa)</b>		
Maximum sound pressure	<70 dBa	
<b>Inlet/Outlet Sizes</b>		
Fluid inlet size	1/4 in. npt(m)	
Fluid outlet size	1/4 in. npt(m)	
<b>Materials of Construction</b>		
Pump/Check Valve Seal Material	See Configuration Chart below for seal material. All other packing materials are UHMWPE and PTFE unless otherwise noted.	
Wetted Parts	See Configuration Chart below for plunger material. All other materials are 300 series stainless steel unless otherwise noted.	
<b>Weight</b>		
G-Chem, 1 pump (Simplex)	21.5 lb.	9.7 kg
G-Chem, 2 pumps (Duplex)	26.0 lb.	11.8 kg

## Dimensions:



A	B	C	D	E	F	G
13.8 in. (35.1 cm)	9.3 in. (23.6 cm)	4.6 in. (11.7 cm)	7.4 in. (18.8 cm)	18.4 in. (46.7 cm)	3.3 in. (8.4 cm)	12.7 in. (32.3 cm)

Plunger Size	Max Flow Simplex (GPD)	Max Flow Duplex (GPD)	Max Working Pressure (psi)
1/4"	8	16	2500
3/8"	18	36	1500
1/2"	33	66	800



Proprietary Drive Train Design



## Configuration Number Matrix

Check the identification plate (ID) for the 12-digit Configuration Number of your pump. Use the following matrix to define the components of your pump.

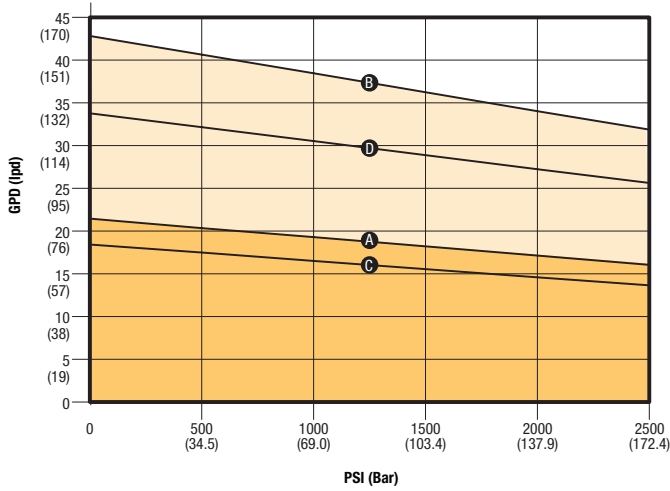
*NOTE: Not all combinations are possible.*

Sample Configuration Number: **CI-12E-2XF-000-0**

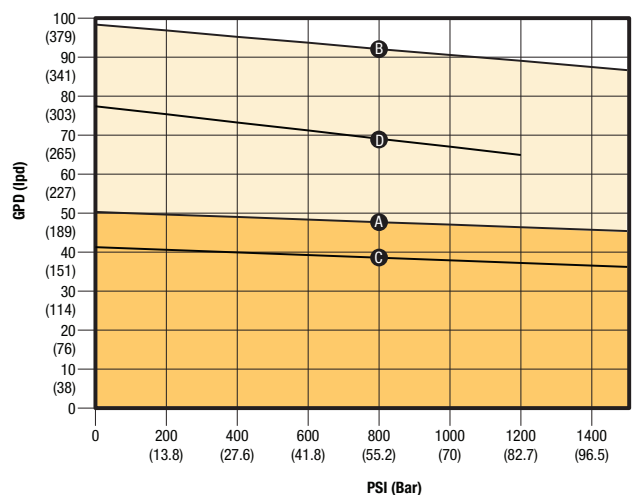
Side 1		Side 2							
CI	12	E	2	X	F	0	0	0	0
Chemical Injection	Voltage	Motor	Plunger Size	Plunger Coating	Seal Material	Plunger Size	Plunger Coating	Seal Material	Qualifier
Voltage	Motor	Plunger Size	Plunger Coating	Seal Material	Plunger Size	Plunger Coating	Seal Material	Qualifier	
12 VDC	E	2 1/4"	X Chromex	F FKM	0 None	0 None	0 None	0 None	0 None
24 VDC		3 3/8"		G HNBR	2 1/4"	X Chromex	F FKM		
		5 1/2"			3 3/8"		G HNBR		
					5 1/2"				

# Performance Curves

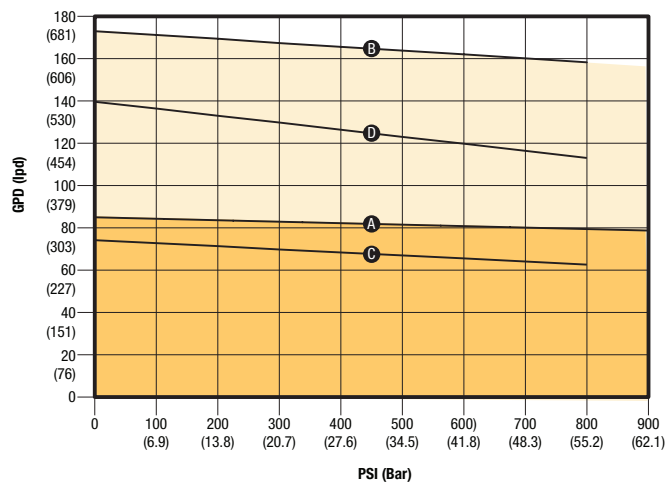
1/4 Inch Plunger



3/8 Inch Plunger



1/2 Inch Plunger



KEY	
A	AC Simplex
B	AC Duplex
C	DC Simplex
D	DC Duplex



**Zimco Instrumentation Inc.**  
 11141 15 Street NE, Calgary, AB, T3K 0Z5 Canada  
**Phone:** 403-253-8320  
**Email:** info@zimco.ca  
**Website:** www.zimco.ca

All written and visual data contained in this document are based on the latest product information available at the time of publication. Graco reserves the right to make changes at any time without notice.

Call today for product information or to request a demonstration:  
**866.552.1868**, email [oilandgas@graco.com](mailto:oilandgas@graco.com) or visit us at [www.graco.com](http://www.graco.com).

©2017 Graco Inc. 3G0050 Rev. A 04/17 Printed in the U.S.A.  
 All other brand names or marks are used for identification purposes and are trademarks of their respective owners.

