




Liquiflo Centrifugal Pumps

ENDURA® MC-SERIES

Copyright © 2020 Liquiflo, Inc.
All rights reserved. 11-20 ENDURA

Liquiflo **ENDURA™ MC-Series** Magnetically-Coupled ANSI-Dimensional Pumps

Designed to work where
other pumps can't...



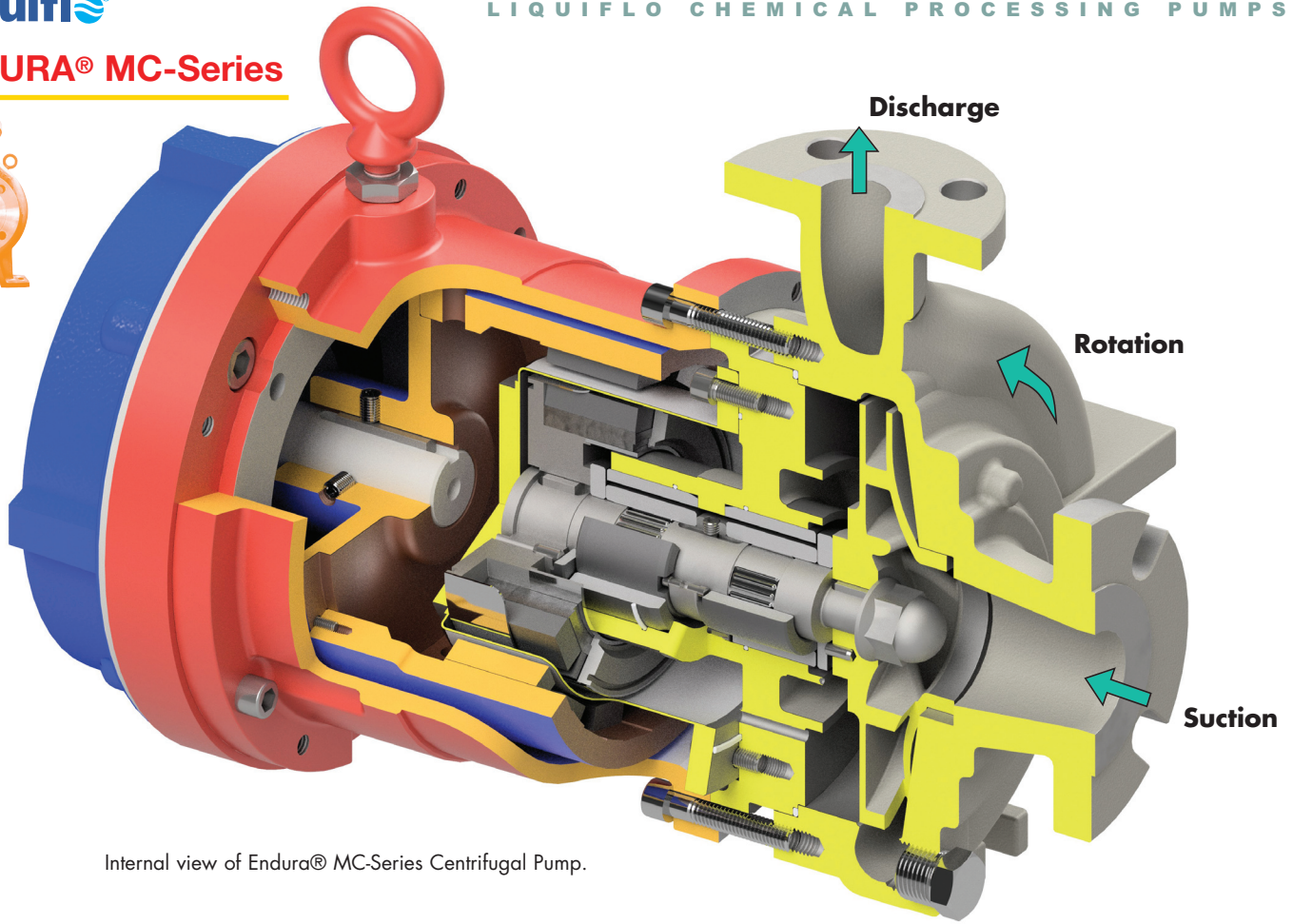
Endura® MC-Series
Magnetically-Coupled Centrifugal Pump

- **7 ANSI-Dimensioned Sizes**
- **Flow Range up to 770 GPM/2,900 LPM**
- **Achieves or Exceeds Sealed Pump Performance**
- **Lower Cost than Double-Sealed Pumps**
- **Standard Construction in 316 Stainless Steel**

Rugged Construction

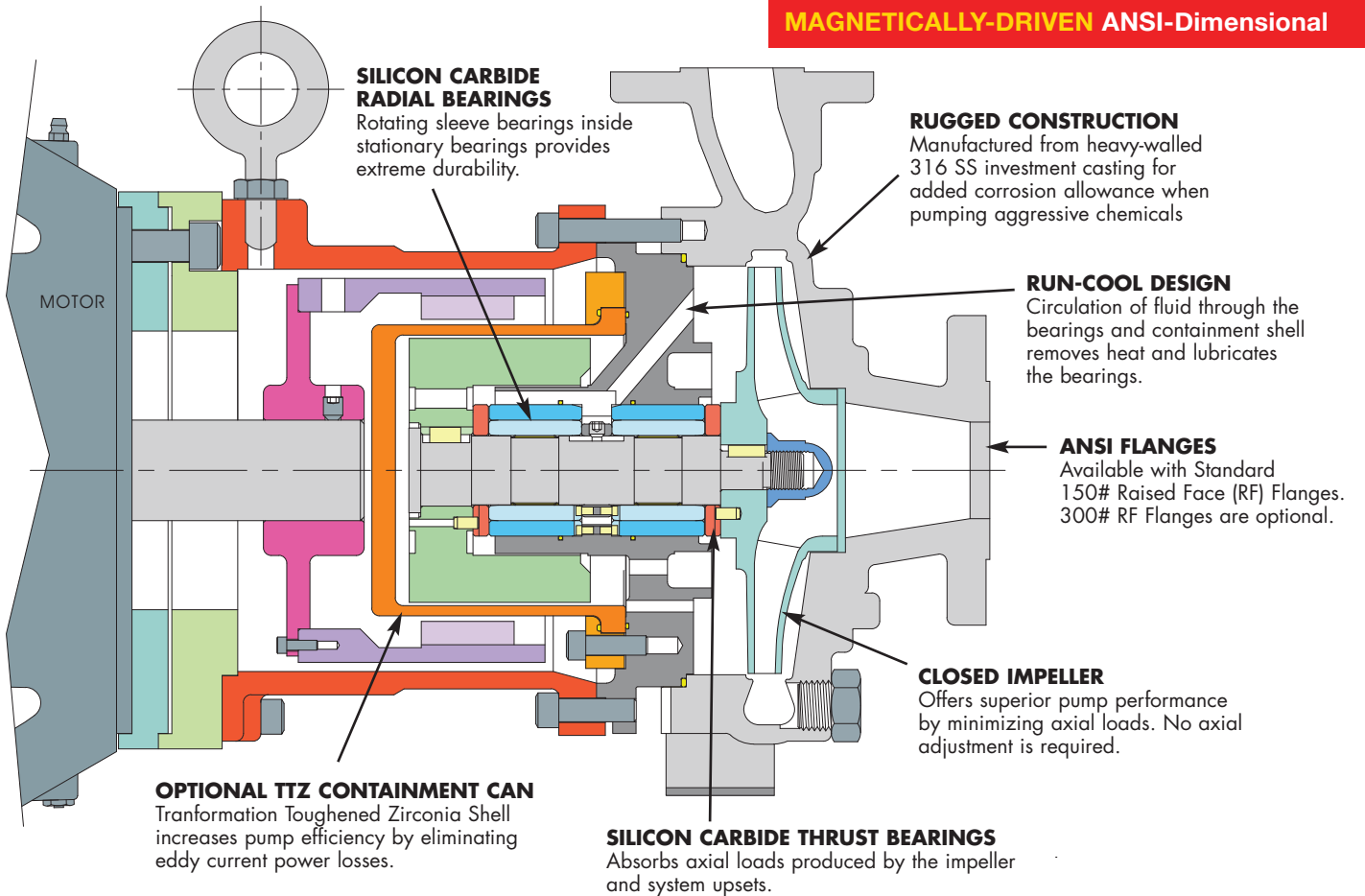
ENDURA® MC-Series pumps are extremely durable and well-suited for aggressive chemical applications. Their oversized shafts reduce L^3/D^4 ratio, minimizing unwanted shaft deflections, which extends the life of the bearings.

ENDURA® MC-Series



Internal view of Endura® MC-Series Centrifugal Pump.

MAGNETICALLY-DRIVEN ANSI-Dimensional



ENDURA® MC-Series

Magnetically-Coupled ANSI-Dimensional Pumps

Endura Sealless Type

A combination of superior centrifugal pump performance with sealless reliability, Endura pumps can last years before repair or replacement. Standard **Endura®** pumps handle speeds to **3500 RPM**, pressures to **275 PSI/19 bar** and temperatures to **350°F/176°C**. Higher temperature designs are available.

Features

- Flow Rates up to **770 GPM/2,900 LPM**
- Heads up to **420 ft/128 m**
- Corrosion-resistant **316 Stainless Steel** casing
- Magnetic Drive Design Eliminates Seal Leakage
- Lower Cost Than Double Sealed Pumps
- 7 ANSI-Dimensioned Sizes
- Achieves or Exceeds Sealed Pump Performance
- Run-Cool Design Extends Life of Bearings and Magnets
- Self-venting due to centerline discharge
- Easy Maintenance
- Replacement Modules are available
- Close-Coupled or Long-Coupled with Power Frame option

Components

▶ Bearings

Robust Alpha-grade **Silicon Carbide** radial and thrust bearings to optimize service life.

▶ Shafts

L^3/D^4 (Length cubed to 4th power of diameter) ratio is minimized to enhance rigidity and eliminate vibrations caused by system upset.

▶ Magnets

Standard inner and outer magnets are **Neodimium Iron Boron** to maximize torque transfer. For temperatures over 250°F, **Samarium Cobalt** magnets are used.

▶ Containment Can Options

The standard containment shell is **316 SS**. **TTZ** (Transformation Toughened Zirconia) is recommended for complete elimination of eddy current losses.

▶ Impellers

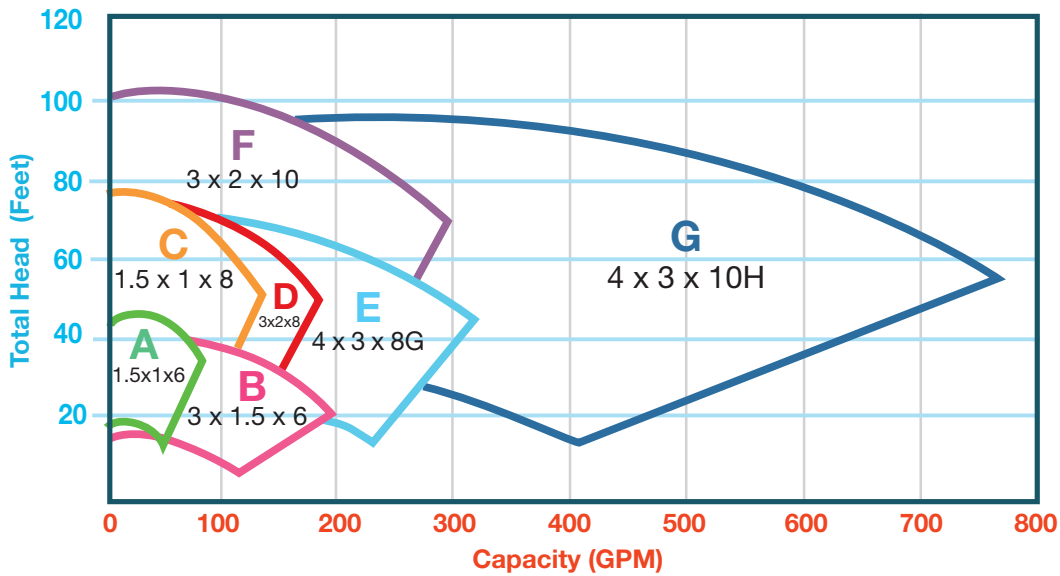
All MC Pumps use a closed impeller design. Closed impellers extend service life by minimizing axial loads.



Liquiflo Centrifugal Pumps

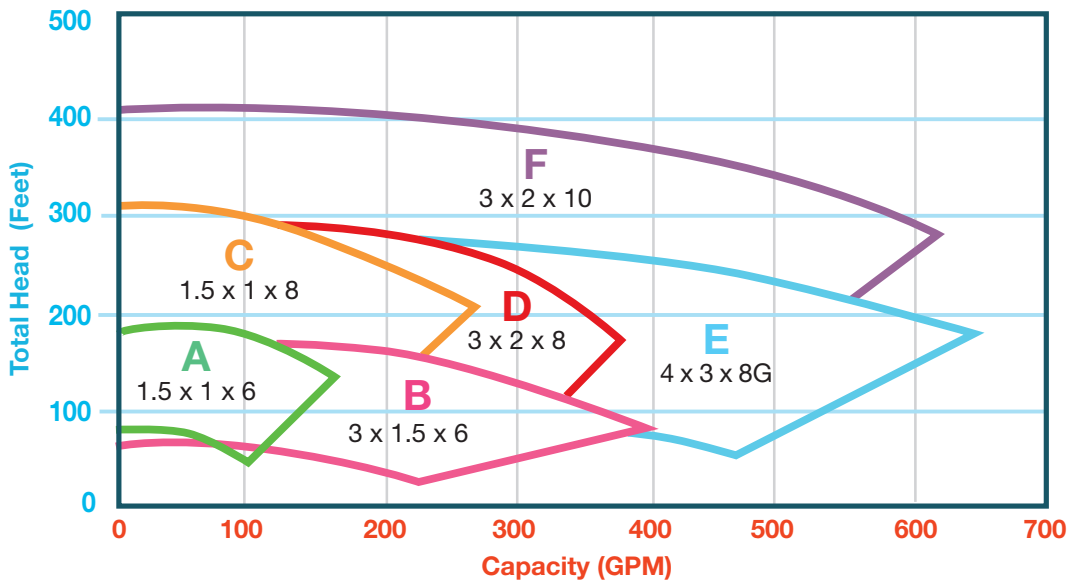
ENDURA® MC-SERIES

1750 RPM




A:	1.5 x 1 x 6
B:	3 x 1.5 x 6
C:	1.5 x 1 x 8
D:	3 x 2 x 8
E:	4 x 3 x 8G
F:	3 x 2 x 10
G:	4 x 3 x 10H

3500 RPM



A:	1.5 x 1 x 6
B:	3 x 1.5 x 6
C:	1.5 x 1 x 8
D:	3 x 2 x 8
E:	4 x 3 x 8G
F:	3 x 2 x 10



Represented by:



Zimco Instrumentation Inc.
 11141 15 Street NE, Calgary, AB, T3K 0Z5, Canada
 Phone: 403-253-8320
 Email: info@zimco.ca
 Website: www.zimco.ca

Since 1972,
 Liquiflo pumps
 have handled
 thousands
 of difficult
 chemicals.